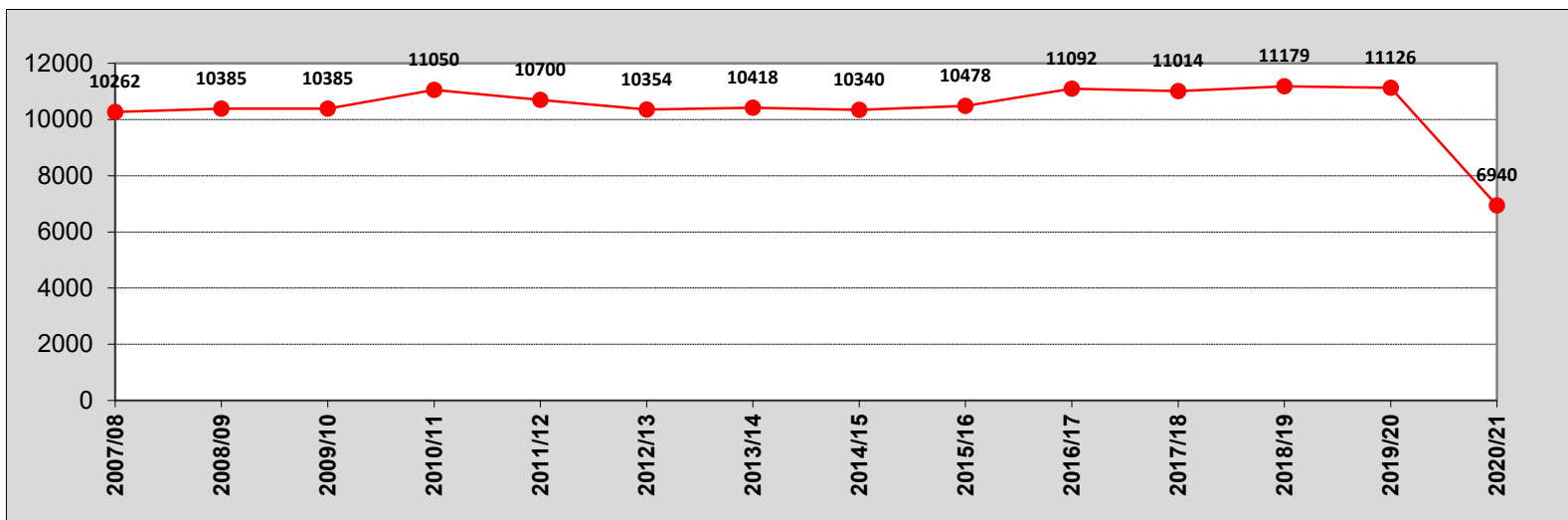


ÉPOCA	FUTEBOL 11				FUTEBOL 7												FUTSAL												FUT.PRAIA		FUT.PRAIA		Total			
	MASCULINOS				FEMININO		MASC.			FEMININOS						MASCULINO						FEMININO						MASC.		FEM.						
	SEN.	JUN.	JUV.	INIC.	SEN.	JUN.	INF.	BENJ	TRAQ	PET	SEN.	JUN.	JUV.	INIC	INF	BEN	TRA	PET	SEN.	JUN.	JUV.	INIC.	INF.	BEN	TRA	PET	SEN.	JUN.	JUV.	INIC	INF	BEN		SEN.	JUN.	SEN.
1980/81																																				0
1981/82																																				0
1982/83																																				0
1983/84																																				0
1984/85																																				0
1985/86																																				0
1986/87																																				0
1987/88																																				0
1988/89																																				0
1989/90	2390	600	530	402			331	19										92	7																4371	
1990/91	2369	543	481	365	67	22	273	16										124	8																4268	
1991/92	2265	564	543	430	80	28	272	39				2						143	17																4383	
1992/93	2166	530	656	542	9	1	337	37										177	15	1						55	1							4527		
1993/94	2239	693	661	533	6		419	61										164	63	30	41	13				86	29	1						5039		
1994/95	2280	720	766	654			470	154										214	57	10						83	5	1						5414		
1995/96	2194	767	845	772			482	196										202	47	35	16	1				138	47	4						5746		
1996/97	2092	765	883	793			507	212										258	94	50	24	3				128	45	2						5856		
1997/98	1818	810	958	861			632	448										278	97	43	13	4				170	27	3						6162		
1998/99	1833	817	1042	801			771	575										340	90	39	13	4				243	46	3						6617		
1999/2000	1957	911	979	802	114	13	740	621				3						382	82	36	8					259	34	3						6944		
2000/01	1899	892	866	850	78	17	806	749				8						461	134	52	10	5				229	47	17						7120		
2001/02	1879	887	903	868	75	27	951	794				4	1					644	118	101	78	20				255	54	48	8	2				7717		
2002/03	1884	819	978	1014	56	61	1153	1095				4		6	10			792	153	219	156	30				269	163	3		5	1			8871		
2003/04	1724	787	968	1137	52	54	1119	1247						29	17			959	208	260	147	130	45			298	245			31	7			9464		
2004/05	1517	752	990	1166	51	52	1129	1354						9	7			944	265	213	214	154	92			261	255			45	13			9483		
2005/06	1351	724	1011	1094	43	24	1129	1306						2	9			926	282	296	252	159	192			250	239			33	21			9343		
2006/07	1303	749	1022	1064	30	11	1130	1467						5	20			960	300	331	234	214	263			288	267			31	26			9715		
2007/08	1318	757	999	1053	16	22	1197	1780						11	9			1015	311	327	229	231	305			323	277			46	36			10262		
2008/09	1284	739	997	1124	29	41	1317	1840						19	28			1064	292	313	243	230	251			325	206			18	25			10385		
2009/10	1378	731	936	1104	28	60	1262	1881				5		18	40			1009	305	295	272	231	243			327	202			41	17			10385		
2010/11	1276	704	971	1108	52	65	1334	1323	1138	284		9		18				1049	268	268	290	222	185			325	151			8	2			11050		

ÉPOCA	FUTEBOL 11										FUTEBOL 7										FUTSAL										FUT.PRAIA		Total			
	MASCULINOS				FEMININO		MASC.			FEMININOS				MASCULINO					FEMININO					MASC.		FEM.										
	SEN.	JUN.	JUV.	INIC.	SEN.	JUN.	INF.	BENJ	TRAQ	PET	SEN.	JUN.	JUV.	INIC	INF	BEN.	TRAQ	PET	SEN.	JUN.	JUV.	INIC.	INF.	BEN.	TRAQ	PET	SEN.	JUN.	JUV.	INIC	INF	BEN.		SEN.	JUN.	SEN.
2011/12	1118	736	939	1095	50	74	1373	1288	1028	358				3		1		953	200	284	249	246	178	113		276	129			7	2					10700
2012/13	1019	622	917	1203	85	70	1196	1300	1012	352				10	3			920	189	275	249	246	187	132	10	202	60	61	33	1					10354	
2013/14	1085	711	934	1139	86	39	1137	1161	990	306			47	10				873	271	254	331	234	267	141	34	212	65	58	30	3					10418	
2014/15	1098	679	988	1065	91	39	1142	1167	957	376			27	22				869	219	284	273	256	285	121	24	201	50	43	35			27	2			10340
2015/16	1020	729	994	986	81	30	1184	1196	953	404			30	16				871	190	292	280	321	276	165	45	238	47	52	28	13	3	32	2			10478
2016/17	1042	785	934	1067	63	25	1220	1229	1106	631			19	13				894	256	287	346	332	274	130	21	236	54	47	28	11	3	36	3			11092
2017/18	1045	698	878	1145	72	24	1236	1216	1027	612			40	22	5	2		825	279	289	318	297	262	212	77	208	52	48	34	18	14	59			11014	
2018/19	1174	653	945	1108	54	30	1200	1225	1121	627			43	14	1			813	202	290	319	305	275	224	124	185	53	42	37	23	8	74	10			11179
2019/20	1179	679	911	1117	72	30	1188	1212	1129	557			56	18	12	3		815	213	326	296	298	277	238	141	123	55	47	23	9	7	95			11126	
2020/21	1073	519	600	750	103	40	711	729	461	211			37	11	3			676	114	108	115	114	97	71	27	106	31	29	6	3	1	126	17	51	22	6940

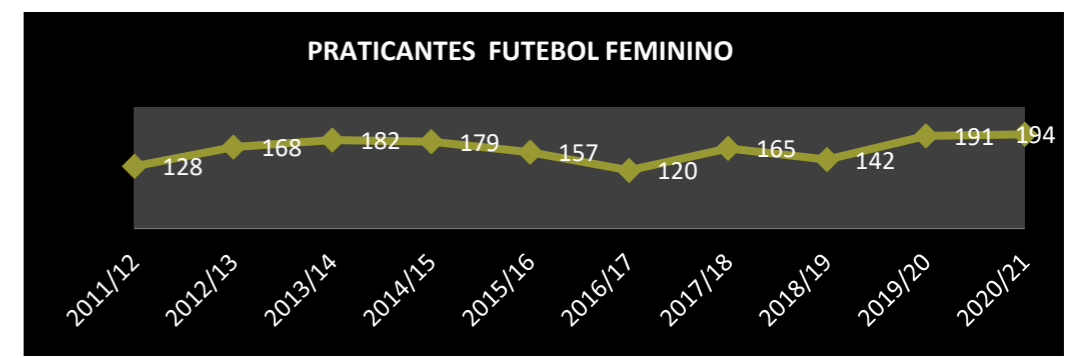
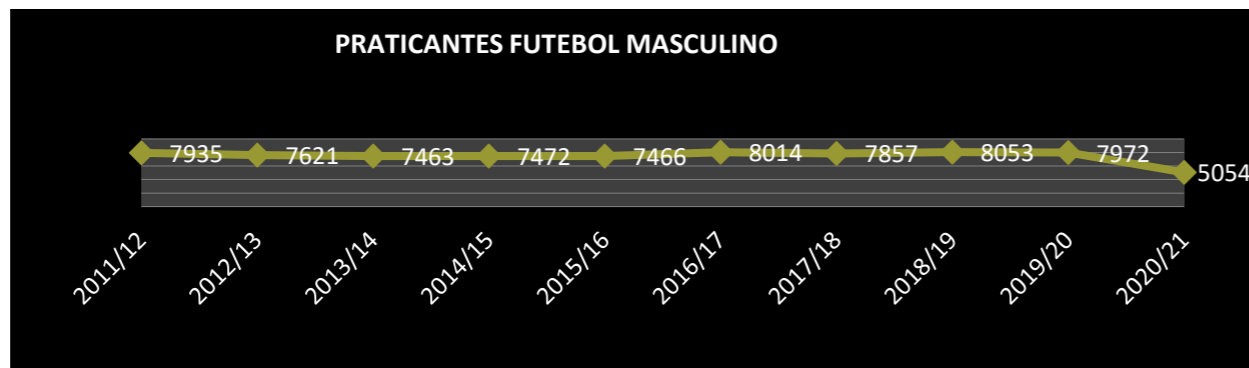
FUTEBOL 11										FUTEBOL 7										FUTSAL										UT.PRAIA		Total				
MASCULINOS				FEMININO		MASC.			FEMININOS				MASCULINO					FEMININO					MASC.		FEM.											
SEN.	JUN.	JUV.	INIC.	SEN.	JUN.	INF.	BENJ	TRAQ	PET	SEN.	JUN.	JUV.	INIC	INF	BEN.	TRAQ	PET	SEN.	JUN.	JUV.	INIC.	INF.	BEN.	TRAQ	PET	SEN.	JUN.	JUV.	INIC	INF	BEN.		SEN.	JUN.	SEN.	JUN.
51269	23072	28025	29212	1543	899	29348	28937	10922	4718	0	18	316	137	144	145	1	0	20706	5346	5608	5016	4300	3954	1547	503	6299	2936	512	262	348	186	449	34	51	22	266785



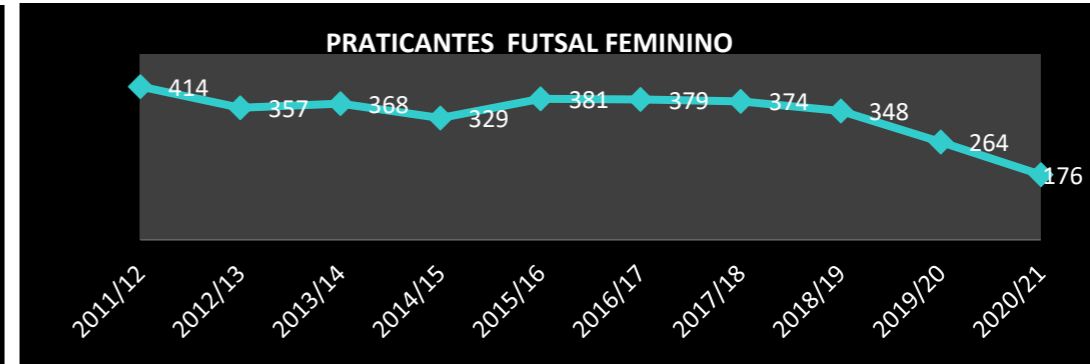
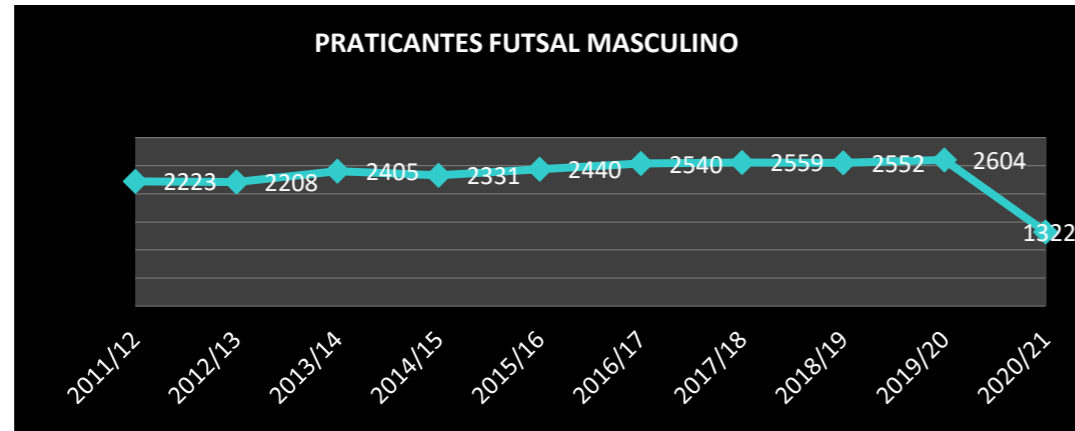
Época	Futebol Masc.		Futebol Fem.		Futsal Masc.		Futsal Fem.		Fut. Praia Masc.		Fut. Praia Fem.		Prat. Futebol		Prat. Futsal		Prat. Fut. Praia		Praticantes		Total	Total FPF	Taxa Cresc. AFL	Relação AFL/FPF	Taxa Cresc. FPF
	Seniores	Jovens	Seniores	Jovens	Seniores	Jovens	Seniores	Jovens	Seniores	Jovens	Seniores	Jovens	Masc.	Fem.	Masc.	Fem.	Masc.	Fem.	Masc.	Fem.					
1980/81	0	0	0	0	0	0	0	0	0	0			0	0	0	0	0	0	0	0	3680			#DIV/0!	
1981/82	0	0	0	0	0	0	0	0	0	0			0	0	0	0	0	0	0	0	3710		0,82%	#DIV/0!	
1982/83	0	0	0	0	0	0	0	0	0	0			0	0	0	0	0	0	0	0	3398		-8,41%	#DIV/0!	
1983/84	0	0	0	0	0	0	0	0	0	0			0	0	0	0	0	0	0	0	4098		20,60%	#DIV/0!	
1984/85	0	0	0	0	0	0	0	0	0	0			0	0	0	0	0	0	0	0	3915		-4,47%	#DIV/0!	
1985/86	0	0	0	0	0	0	0	0	0	0			0	0	0	0	0	0	0	0	4012		2,48%	#DIV/0!	
1986/87	0	0	0	0	0	0	0	0	0	0			0	0	0	0	0	0	0	0	4296		7,08%	#DIV/0!	
1987/88	0	0	0	0	0	0	0	0	0	0			0	0	0	0	0	0	0	0	4735		10,22%	#DIV/0!	
1988/89	0	0	0	0	0	0	0	0	0	0			0	0	0	0	0	0	0	0	4462		-5,77%	#DIV/0!	
1989/90	2390	1882	0	0	92	7	0	0	0	0			4272	0	99	0	0	0	4371	0	4371	82274	-2,04%	5,31%	
1990/91	2369	1678	67	22	124	8	0	0	0	0			4047	89	132	0	0	0	4179	89	4268	81113	-2,36%	5,26%	-1,41%
1991/92	2265	1848	80	30	143	17	0	0	0	0			4113	110	160	0	0	0	4273	110	4383	78995	2,69%	5,55%	-2,61%
1992/93	2166	2102	9	1	177	16	55	1	0	0			4268	10	193	56	0	0	4461	66	4527	80751	3,29%	5,61%	2,22%
1993/94	2239	2367	6	0	164	147	86	30	0	0			4606	6	311	116	0	0	4917	122	5039	84719	11,31%	5,95%	4,91%
1994/95	2280	2764	0	0	214	67	83	6	0	0			5044	0	281	89	0	0	5325	89	5414	90614	7,44%	5,97%	6,96%
1995/96	2194	3062	0	0	202	99	138	51	0	0			5256	0	301	189	0	0	5557	189	5746	95751	6,13%	6,00%	5,67%
1996/97	2092	3160	0	0	258	171	128	47	0	0			5252	0	429	175	0	0	5681	175	5856	98408	1,91%	5,95%	2,77%
1997/98	1818	3709	0	0	278	157	170	30	0	0			5527	0	435	200	0	0	5962	200	6162	107156	5,23%	5,75%	8,89%
1998/99	1833	4006	0	0	340	146	243	49	0	0			5839	0	486	292	0	0	6325	292	6617	110818	7,38%	5,97%	3,42%
1999/2000	1957	4053	114	16	382	126	259	37	0	0			6010	130	508	296	0	0	6518	426	6944	113625	4,94%	6,11%	2,53%
2000/01	1899	4163	78	25	461	201	229	64	0	0			6062	103	662	293	0	0	6724	396	7120	115280	2,53%	6,18%	1,46%
2001/02	1879	4403	75	32	644	317	255	112	0	0			6282	107	961	367	0	0	7243	474	7717	120010	8,38%	6,43%	4,10%
2002/03	1884	5059	56	81	792	558	269	172	0	0			6943	137	1350	441	0	0	8293	578	8871	128487	14,95%	6,90%	7,06%
2003/04	1724	5258	52	100	959	790	298	283	0	0			6982	152	1749	581	0	0	8731	733	9464	132127	6,68%	7,16%	2,83%
2004/05	1517	5391	51	68	944	938	261	313	0	0			6908	119	1882	574	0	0	8790	693	9483	128870	0,20%	7,36%	-2,47%
2005/06	1351	5264	43	35	926	1181	250	293	0	0			6615	78	2107	543	0	0	8722	621	9343	134319	-1,48%	6,96%	4,23%
2006/07	1303	5432	30	36	960	1342	288	324	0	0			6735	66	2302	612	0	0	9037	678	9715	137867	3,98%	7,05%	2,64%
2007/08	1318	5786	16	42	1015	1403	323	359	0	0			7104	58	2418	682	0	0	9522	740	10262	143339	5,63%	7,16%	3,97%
2008/09	1284	6017	29	88	1064	1329	325	249	0	0			7301	117	2393	574	0	0	9694	691	10385	145409	1,20%	7,14%	1,44%
2009/10	1378	5914	28	123	1009	1346	327	260	0	0			7292	151	2355	587	0	0	9647	738	10385	149368	0,00%	6,95%	2,72%
2010/11	1276	6862	52	92	1049	1233	325	161	0	0			8138	144	2282	486	0	0	10420	630	11050	232948	6,40%	4,74%	55,96%
2011/12	1118	6817	50	78	953	1270	276	138	0	0			7935	128	2223	414	0	0	10158	542	10700	235960	-3,17%	4,53%	1,29%
2012/13	1019	6602	85	83	920	1288	202	155	0	0			7621	168	2208	357	0	0	9829	525	10354	236961	-3,23%	4,37%	0,42%
2013/14	1085	6378	86	96	873	1532	212	156	0	0			7463	182	2405	368	0	0	9868	550	10418	237197	0,62%	4,39%	0,10%
2014/15	1098	6374	91	88	869	1462	201	128	27	2			7472	179	2331	329	29	0	9832	508	10340	240608	-0,75%	4,30%	1,44%
2015/16	1020	6446	81	76	871	1569	238	143	32	2			7466	157	2440	381	34	0	9940	538	10478	245942	1,33%	4,26%	2,22%
2016/17	1042	6972	63	57	894	1646	236	143	36	3			8014	120	2540	379	39	0	10593	499	11092	254719	5,86%	4,35%	3,57%
2017/18	1045	6812	72	93	825	1734	208	166	59	0			7857	165	2559	374	59	0	10475	539	11014	261279	-0,70%	4,22%	2,58%
2018/19	1174	6879	54	88	813	1739	185	163	74	10			8053	142	2552	348	84	0	10689	490	11179	271610	1,50%	4,12%	3,95%
2019/20	1179	6793	72	119	815	1789	123	141	95	0			7972	191	2604	264	95	0	10671	455	11126	278727	-0,47%	3,99%	2,62%
2020/21	1073	3981	103	91	676	646	106	70	126	17	51	22	5054	194	1322	176	143	73	6519	443	6962	256927	-37,43%	2,71%	-7,82%

50196 150253 1440 1569 20030 25628 6193 4174 323 17 0 0 200449 3009 45658 10367 340 0 246447 13376 296129

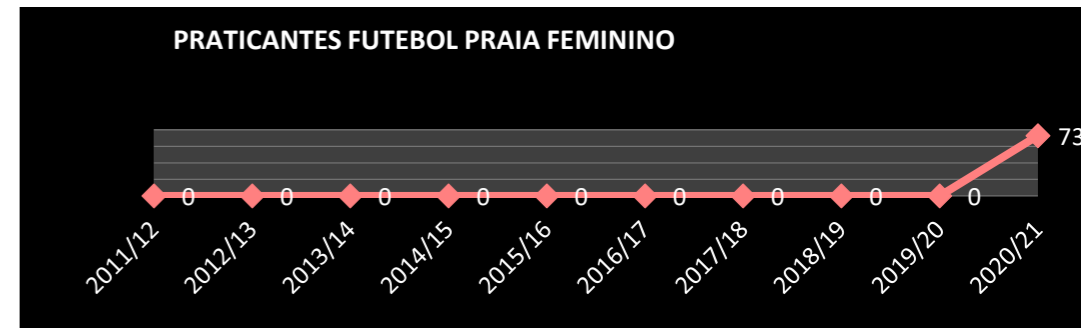
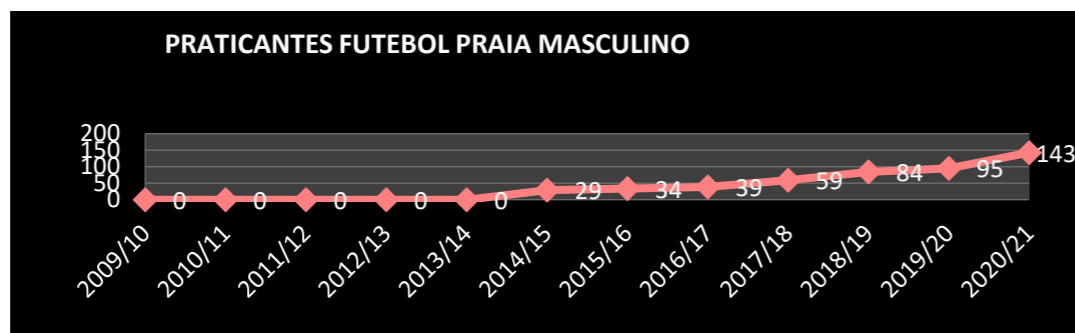
FUTEBOL	Época	Masc.	Fem.
	2008/09	7301	117
	2009/10	7292	151
	2010/11	8138	144
	2011/12	7935	128
	2012/13	7621	168
	2013/14	7463	182
	2014/15	7472	179
	2015/16	7466	157
	2016/17	8014	120
	2017/18	7857	165
	2018/19	8053	142
2019/20	7972	191	
2020/21	5054	194	



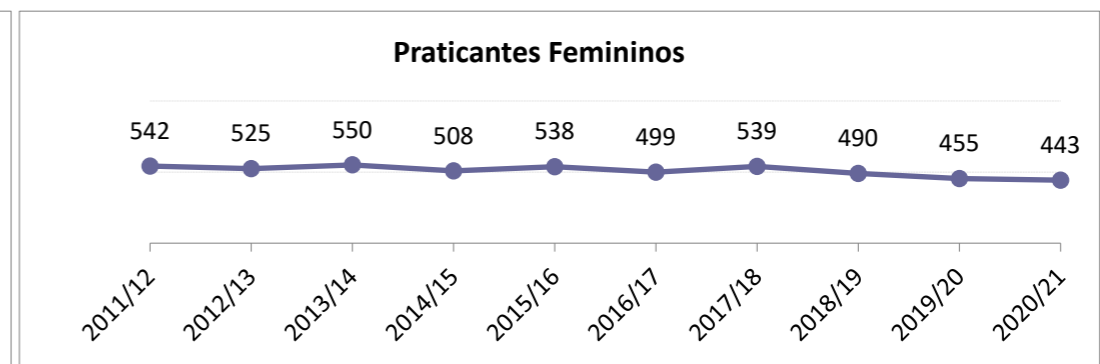
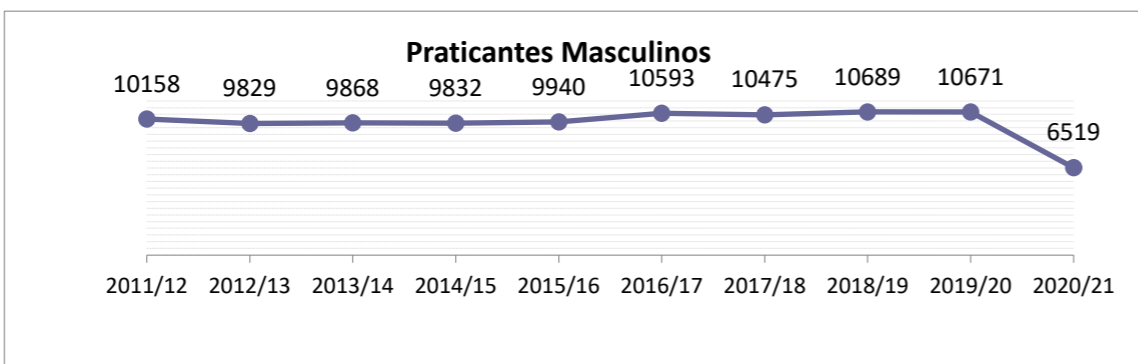
FUTSAL	Época	Masc.	Fem.
	2008/09	2393	574
	2009/10	2355	587
	2010/11	2282	486
	2011/12	2223	414
	2012/13	2208	357
	2013/14	2405	368
	2014/15	2331	329
	2015/16	2440	381
	2016/17	2540	379
	2017/18	2559	374
	2018/19	2552	348
2019/20	2604	264	
2020/21	1322	176	



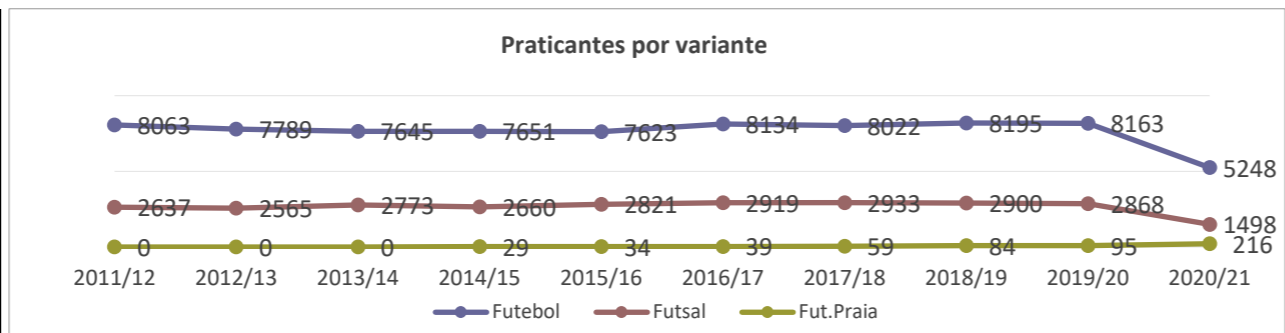
FUTEBOL PRAIA	Época	Masc.	Fem.
	2008/09	0	0
	2009/10	0	0
	2010/11	0	0
	2011/12	0	0
	2012/13	0	0
	2013/14	0	0
	2014/15	29	0
	2015/16	34	0
	2016/17	39	0
	2017/18	59	0
	2018/19	84	0
2019/20	95	0	
2020/21	143	73	



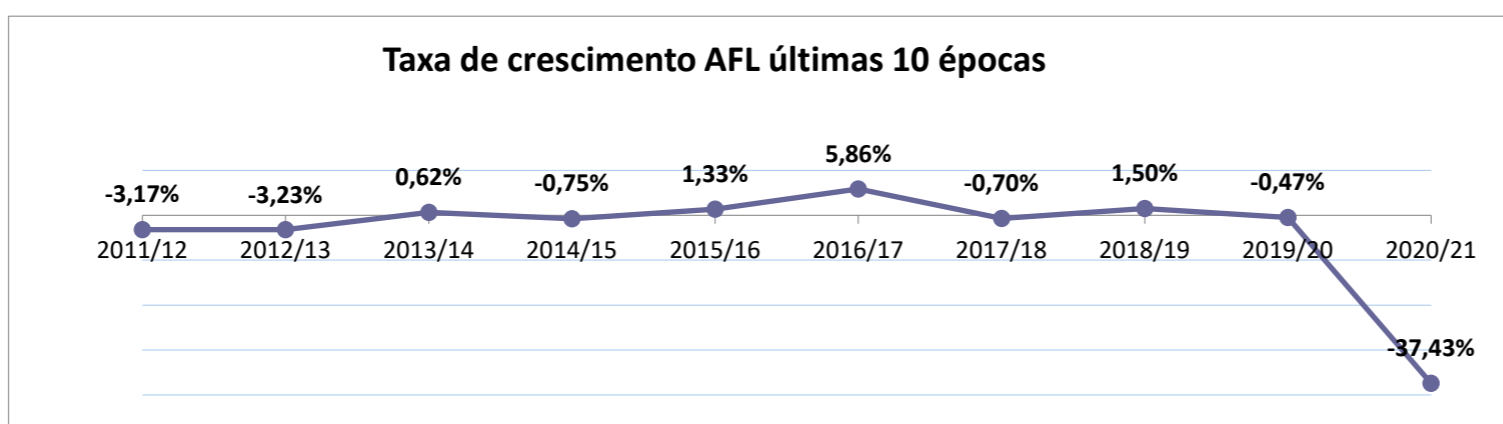
GÉNERO	Época	Masc.	Fem.
	2008/09	9694	691
	2009/10	9647	738
	2010/11	10420	630
	2011/12	10158	542
	2012/13	9829	525
	2013/14	9868	550
	2014/15	9832	508
	2015/16	9940	538
	2016/17	10593	499
	2017/18	10475	539
	2018/19	10689	490
2019/20	10671	455	
2020/21	6519	443	



VARIANTE	Época	Futebol	Futsal	Fut.Praia
	2008/09	7418	2967	0
	2009/10	7443	2942	0
	2010/11	8282	2768	0
	2011/12	8063	2637	0
	2012/13	7789	2565	0
	2013/14	7645	2773	0
	2014/15	7651	2660	29
	2015/16	7623	2821	34
	2016/17	8134	2919	39
	2017/18	8022	2933	59
	2018/19	8195	2900	84
	2019/20	8163	2868	95
2020/21	5248	1498	216	



TAXA CRESC. AFL	Época	N.º jog.	%
	2008/09	10385	1,20%
	2009/10	10385	0,00%
	2010/11	11050	6,40%
	2011/12	10700	-3,17%
	2012/13	10354	-3,23%
	2013/14	10418	0,62%
	2014/15	10340	-0,75%
	2015/16	10478	1,33%
	2016/17	11092	5,86%
	2017/18	11014	-0,70%
2018/19	11179	1,50%	
2019/20	11126	-0,47%	
2020/21	6962	-37,43%	



RELAÇÃO AFL/FPF	Época	N.º AFL	N.º FPF	% AFL / FPF
	2008/09	10385	145409	7,14%
	2009/10	10385	149368	6,95%
	2010/11	11050	232948	4,74%
	2011/12	10700	235960	4,53%
	2012/13	10354	236961	4,37%
	2013/14	10418	237197	4,39%
	2014/15	10340	240608	4,30%
	2015/16	10478	245942	4,26%
	2016/17	11092	254719	4,35%
	2017/18	11014	261279	4,22%
	2018/19	11179	271610	4,12%
2019/20	11126	278727	3,99%	
2020/21	6962	256927	2,71%	

